


# User Manual




Creativision Datasette Interface

## Connecting:

1) Remove left sidecover




2) Plug the interface in



3) Leave console open...



or carefully refit sidecover



2) Connect the interface...



to the Datasette



...ready!

## Saving:

1) Switch to CSAVE



2) Press RECORD & PLAY



3) Type "CSAVE"

## Loading:

1) Switch to CLOAD



2) Press PLAY



3) Type "CLOAD"

## Spooling:



If you need to spool the tape, press and hold the Motor-over-ride button and use REWIND and FFWD.





[www.8Bit-Homecomputermuseum.at](http://www.8Bit-Homecomputermuseum.at)

© Thomas Gutmeier